



**Bobcat®**

*One Tough Animal®*

COMPACT EXCAVATORS

# E10e, E19e

ELECTRIC

Europe

**ZERO  
EMISSIONS**



# ONE TOUG ANIM

---

## ► OUR MISSION

We empower operators to accomplish more, while working in the toughest conditions and tightest situations. When our customers have the will, we provide the way.



# INTRODUCTION



## ▶ BOBCAT'S HISTORY

In 1958, Melroe Manufacturing Company introduced a compact front-end loader that evolved quickly into the M400, the world's first true skid steer loader. The company soon adopted what became the world-famous 'Bobcat' brand – and its success paved the way for the global compact equipment industry we know today.

## ▶ LEADING THE INNOVATION

With the first prototype appearing at Bauma as early as 2016, Bobcat launched the world's first 1 tonne electric mini excavator at Bauma 2019.



## ▶ BOBCAT TODAY

In 2022, Bobcat's portfolio of electric construction machines welcomes another addition – the E19e. Featuring the same great performance as its diesel counterpart – and no compromise on comfort.



Electric Compact Excavator E10e, E19e 3

# A POWERFUL ELECTRIC FUTURE

## ► GO GREEN. BE SEEN.

Unlock new possibilities – and work where other machines cannot – with Bobcat's Electric Mini Excavators. Get the power and precision you need – all in a machine built around you, with reduced noise and zero emissions.

## E10e

### ► FOR JOBS WHERE COMPACTNESS IS CRITICAL



### ► DO MORE WITH LESS DISRUPTION

Discover new ways of working and expand your capabilities without being limited by typical working hours.



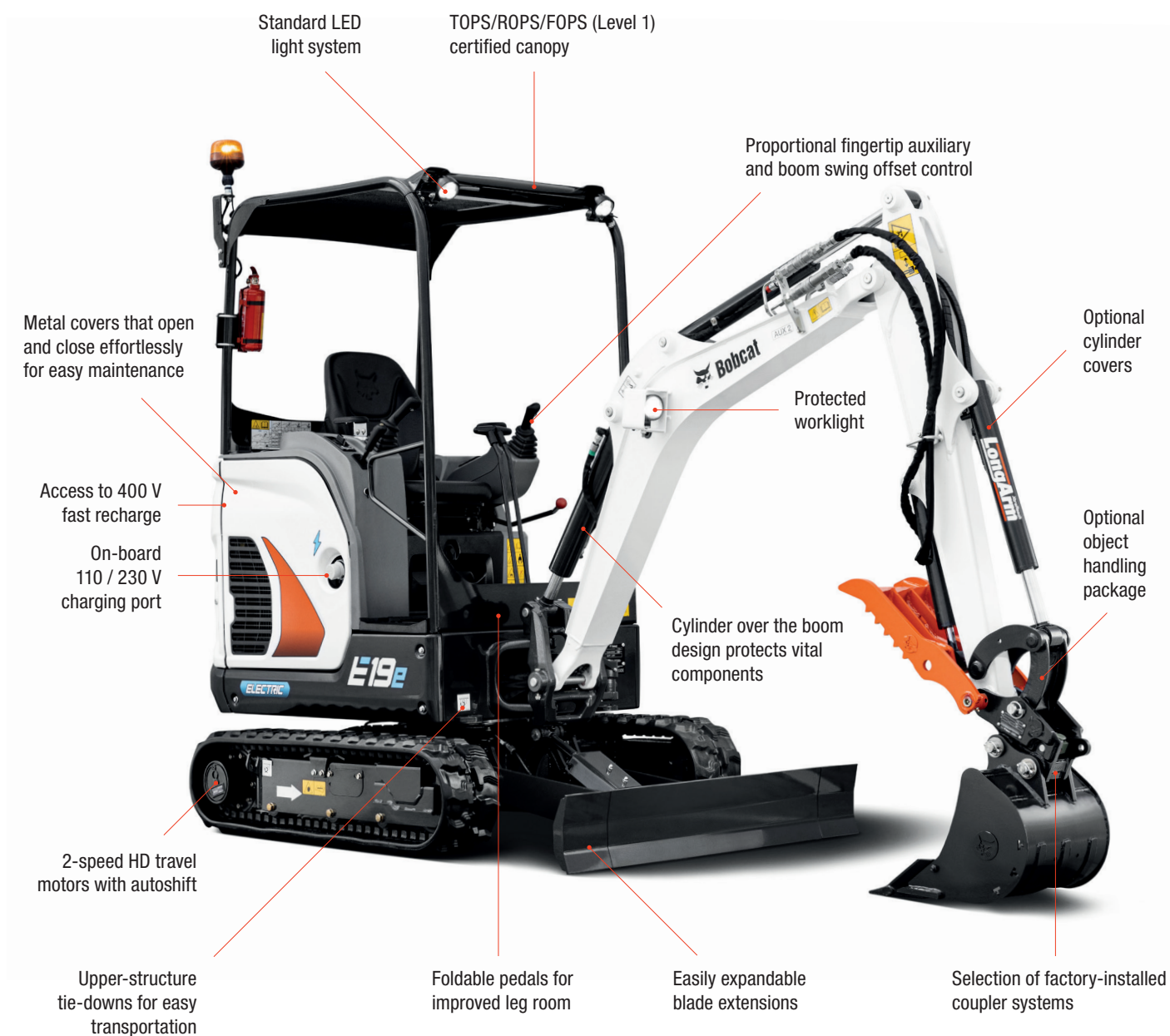
### ► FIRST-CLASS COMFORT

Feel right at home in a spacious, low noise and zero emissions machine designed around your needs.




# E19e

► FOR JOBS WHERE THE COMBINATION OF PERFORMANCE AND COMPACTNESS IS REQUIRED



## ► IMPRESSIVE PRECISION

The ergonomic design, intuitive travel pedals and joystick controls give you everything you need at your fingertips.



## ► READY FOR SMARTER WORK

Vast battery capacity and super-fast charging mean you can work all day, using breaks to top up the battery.







# ZERO EMISSIONS MAXIMUM PERFORMANCE



## ► HIGH PERFORMANCE

Thanks to the constant power curve provided by the electric powertrain, the E10e/E19e provides the same, or even better, performance as the diesel equivalent models. The thermal management system provides the batteries with a wide temperature operation window.

## ► ZERO EMISSIONS

Safe, zero-emissions design. The E10e / E19e provides a very attractive solution for both indoor and outdoor projects – for rental companies and contractors alike.



# POWER WHERE YOU NEED IT



## ► EASY TO TRANSPORT

With their compact footprint and low weight, the E10e and E19e are so easy to transport. Each machine can be transported via a passenger car with a small trailer – and the E10e can even fit into a regular van.



# WORKING WITH AN ELECTRIC MACHINE



## ▶ BUCKETS OF POWER

With their vast battery capacity, combined with an optimized electrical system, the E10e and E19e match the performance of their diesel brothers – with all the additional benefits of an electric machine. The powerful electric motor allows you to use a wide variety of attachments – from digging and grading buckets, to augers and breakers. The battery indicator is clearly visible on the display, so you can easily plan your workday.

## ▶ BATTERY RUN TIME

### Demolition



#### Hydraulic breaker



### Trenching



#### Digging bucket



### Levelling



#### Grading bucket



Trenching with the E19e

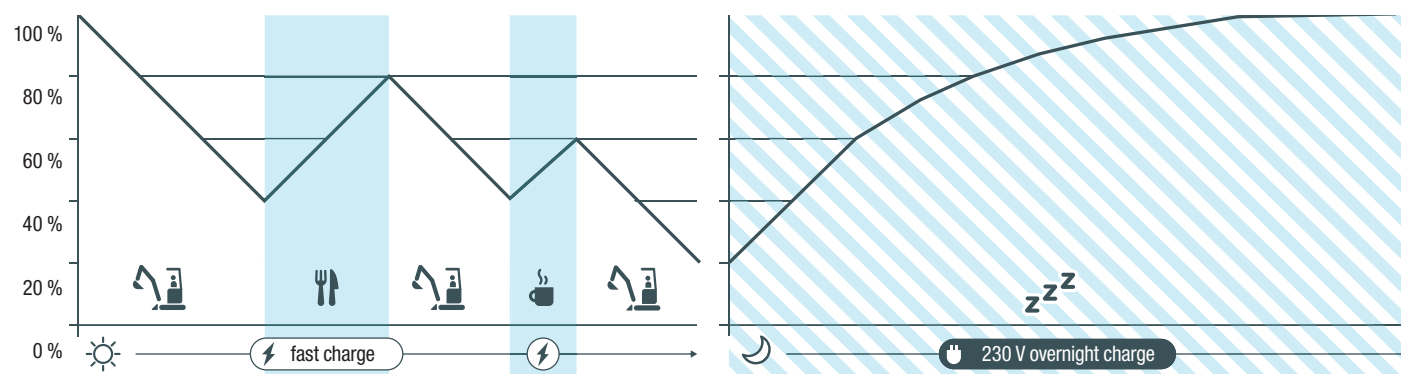




### ▶ ALL-DAY BATTERY

The E10e and E19e can both operate throughout a full working day, following the normal working routine. Using an external Supercharger functionality, the batteries can be fully recharged in slightly over 1 hour (the E10e), and in less than 2 hours (the E19e). The batteries can also be recharged overnight from a standard 230 V grid, using the on-board charger.

### ▶ CHARGING STRATEGY



Supercharger



On-board 230 V charging port



# BUILT TOUGH

## ► A RELIABLE MACHINE

After years of development and testing, the E10e and E19e are truly dependable – with premium battery technology matching the market leaders in electric cars. At the same time, the machines are backed by a full manufacturer warranty, including parts and service.

## ► TESTED DESIGN

The design features have been tested under extreme conditions and ensure extra durability and peace of mind while working.

- Metal covers can be opened or bolted on
- 2-piece blade cylinder hoses
- Wrenchless hydraulic hose technology helps prevent leakage
- Proven boom and dipper stick design
- Top-mounted boom cylinder







### ► MACHINE IQ

BOBCAT® Machine IQ Wireless Communications enhances the support for your Bobcat machine.

- Durable built-in monitoring electronics
- Data is available to our machine monitoring specialist
- Maintenance is optimized for your business
- Data-driven services maximize uptime



# THERE'S NO TIME FOR DOWNTIME. STAND UP TO THE HARSHEST CONDITIONS. DAY AFTER DAY.

### ► STANDARD WARRANTY

Bobcat Company develops every machine to the highest standards of quality and durability. That's why our standard warranty provides 24 months or 2 000 operating hours (whichever occurs first) of coverage.



### ► PROTECTION PLUS EXTENDED WARRANTY

Enjoy total peace of mind with a Protection Plus® extended warranty. Providing the same level of protection as the standard warranty, Protection Plus also reflects different customer needs and expectations by offering a choice of durations and annual operating hours. According to your needs, you can benefit from the coverage for up to 5 years or 6 000 engine hours. And Protection Plus is transferrable – so it will likely increase your machine's resale value.



### ► BOBCARE

A long-running machine starts with proper planned maintenance – which helps protect against unplanned failures and repair costs when you're counting on your machine to work.

- Avoid risk by preventing major repairs and complete failures.
- Accomplish more by reducing downtime and increasing your productivity and profitability.

# STANDARD EQUIPMENT & OPTIONS

| STANDARD EQUIPMENT & OPTIONS  |      |      |
|---|------|------|
|   | E10e | E19e |
| <b>PERFORMANCE</b>  |      |      |
| 2nd auxiliary hydraulics  | –    | •    |
| 710 mm dozer blade with two 195 mm blade extensions                         | ✓    | –    |
| 980 mm dozer blade with two 190 mm blade extensions                         | –    | ✓    |
| Auxiliary hydraulic line on dipperstick                                     | •    | •    |
| Auxiliary quick couplers  | ✓    | ✓    |
| Double acting auxiliary hydraulics  | ✓    | ✓    |
| Hydraulic joystick controls   | ✓    | ✓    |
| Long dipperstick with clamp eyes  | –    | •    |
| Long dozer blade  | –    | ✓    |
| Object handling device (safety valves + overload warning device + lifteye)  | –    | •    |
| Proportional and adjustable (3 modes) fingertip auxiliary hydraulic control | –    | ✓    |
| Proportional fingertip boom swing offset hydraulic control                  | –    | ✓    |
| Special applications kit  | –    | •    |
| <b>LIGHTS &amp; BEACON</b>  |      |      |
| Additional front LED lights   | –    | ✓    |
| Additional rear LED light   | –    | •    |
| Beacon  | •    | •    |
| LED work light  | ✓    | ✓    |
| <b>TRACKS &amp; TRAVEL</b>  |      |      |
| 180 mm rubber track   | ✓    | –    |
| 230 mm rubber track   | –    | ✓    |
| Auto shift drive motors   | –    | ✓    |
| Travel motion alarm   | •    | •    |
| 2-speed travel  | ✓    | ✓    |

| STANDARD EQUIPMENT & OPTIONS  |             |      |
|---|-------------|------|
|   | E10e        | E19e |
| <b>OPERATOR'S WORKSPACE</b>   |             |      |
| Cupholders  | –           | ✓    |
| Fire extinguisher   | –           | •    |
| Foldable & ergonomic pedals   | ✓           | ✓    |
| Horn  | ✓           | ✓    |
| Mirrors   | –           | •    |
| Retractable seat belt   | ✓           | ✓    |
| Storage compartment   | –           | ✓    |
| TOPS/ROPS/FOPS* canopy  | TOPS only   | ✓    |
| <b>MISCELLANEOUS</b>  |             |      |
| Batteries disconnect switch   | ✓           | ✓    |
| Boom, arm, bucket cylinder covers                                   | • (no boom) | •    |
| Control console locks   | ✓           | ✓    |
| Electric powertrain with self-diagnosis capability through CAN      | ✓           | ✓    |
| Grease gun set  | •           | •    |
| HD travel hoses guard   | •           | •    |
| Hydraulic and travel control lockouts                               | ✓           | ✓    |
| Hydraulically retractable undercarriage from 1 110 to 710 mm (E10e) | ✓           | –    |
| Hydraulically retractable undercarriage from 1 360 to 980 mm (E19e) | –           | ✓    |
| On-board charger 110 V / 230 V                                      | ✓           | ✓    |
| Supercharger 400 V  | •           | •    |
| Upperstructure 4-point tie-down                                     | –           | ✓    |
| Warranty: 24 months or 2 000 hours (whichever occurs first)         | ✓           | ✓    |

✓ = standard • = option – = not available

\*Tip Over Protective Structure (TOPS) – Meets requirements of ISO 12117.  
 Roll Over Protective Structure (ROPS) – Meets requirements of ISO 3471.  
 Falling Object Protective Structure (FOPS) – Meets requirements of ISO 3449.

## PERSONALIZE YOUR MACHINE

Sometimes, we all want to add a specific functionality or a personal touch to the machine. Choose from a list of comprehensive options and customise your mini excavator to your heart's content!




Cylinder covers



# ADAPTABLE BY NATURE

## MULTI-TOOL CARRIER

Choose from a wide range of compatible attachments and catapult your productivity on the work site, whatever the job. Multi-task with one machine to save time, money and manpower.



Mechanical German type coupler (MS01) with tilt function    Digging bucket



Hydraulic clamps



Augers

| OPTIONS  |      |      |
|--|------|------|
|  | E10e | E19e |
| Augers   | –    | •    |
| Breakers   | •    | •    |
| Digging buckets  | •    | •    |
| Flail mower  | –    | •    |
| Grading buckets  | •    | •    |
| Hydraulic clamps   | –    | •    |
| Klacc coupler  | –    | •    |
| Laser equipment  | •    | •    |
| Mechanical German type coupler (MS01)                    | –    | •    |
| Mechanical German type coupler (MS01) with tilt function | –    | •    |
| Mechanical pin grabber coupler                           | •    | •    |
| Skeleton buckets   | •    | •    |
| Tilt buckets   | –    | •    |

• = compatible    – = not compatible



Grading Buckets



Breaker

# SPECIFICATIONS

| SPECIFICATIONS                             |                                     |                       |
|--|-------------------------------------|-----------------------|
|  | E10e                                | E19e                  |
| <b>WEIGHTS</b>                             |                                     |                       |
| Operating weight with bucket (ISO 6016)    | 1 201 kg                            | 1 907 kg              |
| Transport mass (no attachment)             | 1 102 kg                            | 1 794 kg              |
| Ground pressure with rubber tracks         | 28.8 kPa                            | 32.9 kPa              |
| <b>ENGINE</b>                              |                                     |                       |
| Make / model                               | Schabmueller / Electric AM (TSA200) |                       |
| Voltage                                    | 32 V (AC)                           |                       |
| Maximum power                              | 7.5 kW @ 3 000 RPM                  | 10 kW @ 2 700 RPM     |
| Maximum torque                             | 30 Nm @ 2 400 RPM                   | 35 Nm @ 2 700 RPM     |
| <b>POWERTRAIN BATTERY</b>                  |                                     |                       |
| Model                                      | Li-Ion                              |                       |
| Voltage                                    | 51.8 V (DC)                         |                       |
| Capacity                                   | 11.52 kWh (2 × 5.76)                | 17.28 kWh (3 × 5.76)  |
| <b>HYDRAULIC SYSTEM</b>                    |                                     |                       |
| Pump type                                  | Triple gear pump                    |                       |
| Total hydraulic capacity                   | 25 l/min                            | 35 l/min              |
| Auxiliary (AUX1) flow                      | 20 l/min                            | 24.3 l/min            |
| Auxiliary (AUX2) flow                      | –                                   | 15 l/min              |
| Auxiliary (AUX1) relief                    | 190 bar system pressure             | 180 bar               |
| Auxiliary (AUX2) relief                    | –                                   | 179 bar               |
| <b>PERFORMANCE</b>                         |                                     |                       |
| Digging force, dipperstick (ISO 6015)      | 5 550 N                             | 10 371 N              |
| Digging force, long dipperstick (ISO 6015) | –                                   | 9 279 N               |
| Digging force, bucket (ISO 6015)           | 8 294 N                             | 20 835 N              |
| Drawbar pull                               | 9 905 N                             | 19 380 N              |
| Travel speed, low range                    | 1.8 km/h                            | 1.7 km/h              |
| Travel speed, high range                   | 2.9 km/h                            | 3.7 km/h              |
| <b>SLEW SYSTEM</b>                         |                                     |                       |
| Boom swing, left                           | 67°                                 | 80°                   |
| Boom swing, right                          | 64°                                 | 60°                   |
| Slew rate                                  | 10.2 RPM                            | 7.9 RPM               |
| <b>FLUID CAPACITIES</b>                    |                                     |                       |
| Hydraulic reservoir                        | 2.6 l                               | 14.3 l                |
| Hydraulic system                           | 9.4 l                               | 19 l                  |
| <b>ENVIRONMENTAL</b>                       |                                     |                       |
| Noise level LpA (EU Directive 2006/42/EC)  | 72 dB(A)                            | 75 dB(A)              |
| Noise level LWA (EU Directive 2000/14/EC)  | 85 dB(A)                            | 86 dB(A)              |
| Whole body vibration (ISO 2631-1)          |                                     | 0.58 ms <sup>-2</sup> |
| Hand-arm vibration (ISO 5349-1)            | 0.7 ms <sup>-2</sup>                | 1.81 ms <sup>-2</sup> |

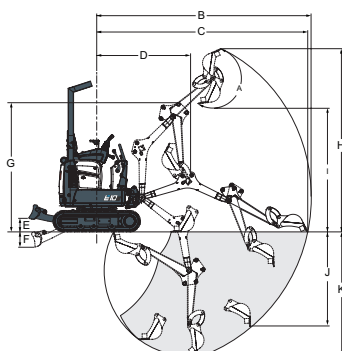
Certain specification(s) are based on engineering calculations and are not actual measurements. Specification(s) are provided for comparison purposes only and are subject to change without notice. Specification(s) for your individual Bobcat equipment will vary based on normal variations in design, manufacturing, operating conditions, and other factors. Pictures of Bobcat units may show other than standard equipment.



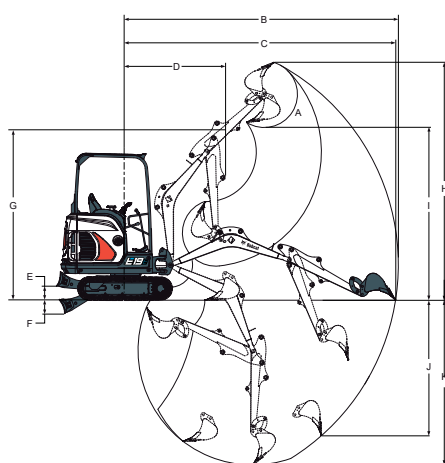
# DIMENSIONS & WORKING AREA

## WORKING AREA

E10e



E19e

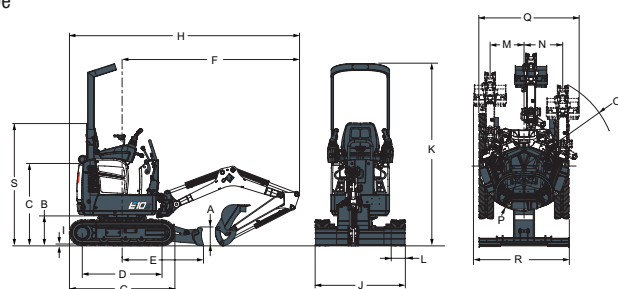


| WORKING AREA |          |
|--------------|----------|
|              | E10e     |
| <b>A</b>     | 196°     |
| <b>B</b>     | 3 145 mm |
| <b>C</b>     | 3 093 mm |
| <b>D</b>     | 1 374 mm |
| <b>E</b>     | 196 mm   |
| <b>F</b>     | 230 mm   |
| <b>G</b>     | 1 899 mm |
| <b>H</b>     | 2 685 mm |
| <b>I</b>     | 1 818 mm |
| <b>J</b>     | 1 383 mm |
| <b>K</b>     | 1 820 mm |

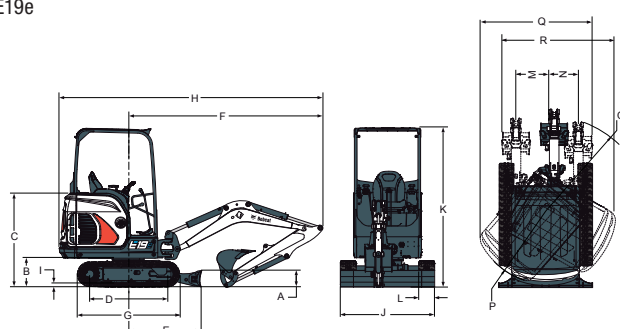
| WORKING AREA |          |
|--------------|----------|
|              | E19e     |
| <b>A</b>     | 196°     |
| <b>B</b>     | 4 084 mm |
| <b>B*</b>    | 4 257 mm |
| <b>C</b>     | 4 039 mm |
| <b>C*</b>    | 4 214 mm |
| <b>D</b>     | 1 542 mm |
| <b>D*</b>    | 1 561 mm |
| <b>E</b>     | 220 mm   |
| <b>F</b>     | 204 mm   |
| <b>G</b>     | 2 564 mm |
| <b>H</b>     | 3 573 mm |
| <b>H*</b>    | 3 701 mm |
| <b>I</b>     | 2 566 mm |
| <b>I*</b>    | 2 693 mm |
| <b>J</b>     | 1 948 mm |
| <b>J*</b>    | 2 115 mm |
| <b>K</b>     | 2 385 mm |
| <b>K*</b>    | 2 565 mm |

## DIMENSIONS

E10e



E19e



| DIMENSIONS |          |
|------------|----------|
|            | E10e     |
| <b>A</b>   | 219.5 mm |
| <b>B</b>   | 363 mm   |
| <b>C</b>   | 991.5 mm |
| <b>D</b>   | 968 mm   |
| <b>E</b>   | 987 mm   |
| <b>F</b>   | 2 153 mm |
| <b>G</b>   | 1280 mm  |
| <b>H</b>   | 2 793 mm |
| <b>I</b>   | 16 mm    |
| <b>J</b>   | 710 mm   |
| <b>J*</b>  | 1 100 mm |
| <b>K</b>   | 2 209 mm |
| <b>S</b>   | 1 490 mm |
| <b>L</b>   | 180 mm   |
| <b>M</b>   | 413 mm   |
| <b>N</b>   | 471 mm   |
| <b>O</b>   | 1 121 mm |
| <b>P</b>   | 550 mm   |
| <b>Q</b>   | 1 221 mm |
| <b>R</b>   | 1 162 mm |

| DIMENSIONS |          |
|------------|----------|
|            | E19e     |
| <b>A</b>   | 235 mm   |
| <b>B</b>   | 419 mm   |
| <b>C</b>   | 1 340 mm |
| <b>D</b>   | 1 114 mm |
| <b>E</b>   | 1 045 mm |
| <b>F</b>   | 2 832 mm |
| <b>G</b>   | 1 476 mm |
| <b>H</b>   | 3 831 mm |
| <b>H*</b>  | 3 812 mm |
| <b>I</b>   | 25 mm    |
| <b>J</b>   | 980 mm   |
| <b>J*</b>  | 1 360 mm |
| <b>K</b>   | 2 299 mm |
| <b>L</b>   | 230 mm   |
| <b>M</b>   | 433 mm   |
| <b>N</b>   | 589 mm   |
| <b>O</b>   | 1 154 mm |
| <b>P</b>   | 1 009 mm |
| <b>Q</b>   | 1 801 mm |
| <b>R</b>   | 1 645 mm |

Values marked with \* – Long dipperstick

# FINANCING OPTIONS

## 24, 36, OR 48 MONTH FINANCING\*

Take advantage of 24, 36 or 48 month financing programs starting from **0% interest** and improve your cash flow. Ask your dealer for the financing offers available.

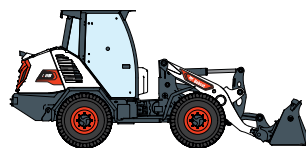
**100 MACHINES / 150 ATTACHMENT FAMILIES / 1 TOUGH ANIMAL**



**SKID STEER  
LOADERS**



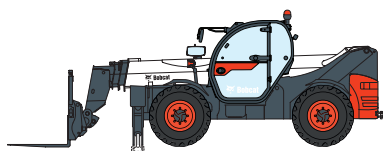
**COMPACT TRACK  
LOADERS**



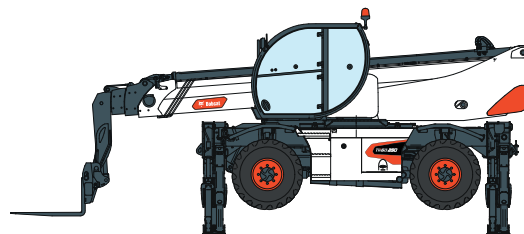
**COMPACT WHEEL  
LOADERS**



**SMALL ARTICULATED  
LOADERS**



**TELEHANDLERS**



**ROTARY TELEHANDLERS**



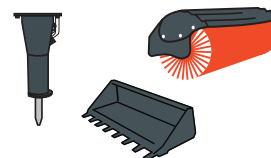
**LIGHT COMPACTION  
EQUIPMENT**



**MINI TRACK  
LOADER**



**COMPACT EXCAVATORS**



**ATTACHMENTS**

**DOOSAN**

[www.bobcat.com](http://www.bobcat.com)

**Bobcat is a Doosan Company.** Doosan is a global leader in construction equipment, power & water solutions, engines, and engineering proudly serving customers and communities for more than a century. | Bobcat and the Bobcat logo are registered trademarks of Bobcat Company in the United States and various other countries. ©2022 Bobcat Company. All Rights Reserved.

©2022 BOBCAT B4501263-EN (12-22)



**Bobcat®**

\*Financing options may vary by country and dealer. Always ask your dealer about currently available financing options. Terms and conditions may apply.

Doosan Bobcat EMEA, U Kodetky 1810, 263 12 Dobříš, Czech Republic